

Attention Alarm Users

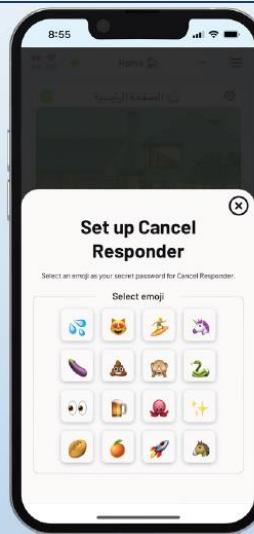
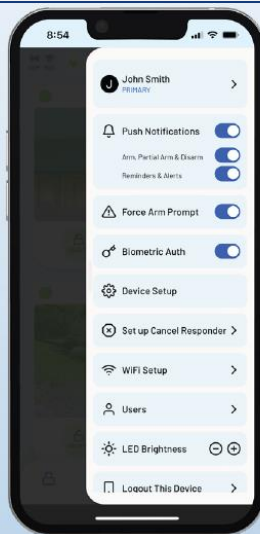
Did you know you can now **cancel your alarm** from your Olarm App?



Olarm's Cancel Responder feature lets you immediately cancel a **user and/or loadshedding-generated alarm** right from your Olarm APP while also notifying our Control Room Team.

How to enable the Cancel Responder feature on your Olarm APP

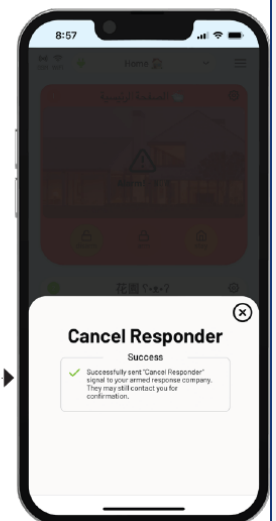
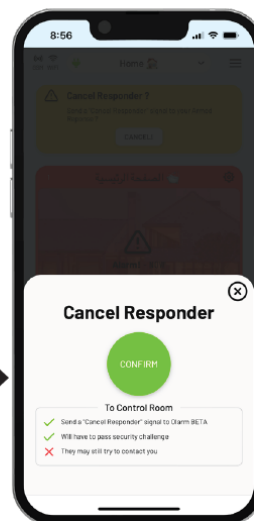
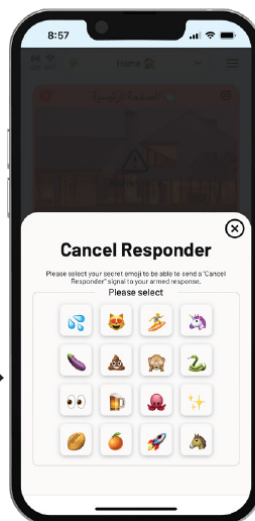
- 1 Open Settings
- 2 Tap on Set up Cancel Responder
- 3 Choose 1 emoji as your security answer



When the alarm triggers, you'll see an in-app banner to confirm Cancel Responder.

You'll then have 3 mins to select the correct emoji. If not selected, a duress signal will be sent to your Response Team.

By selecting the correct secret emoji, you'll notify the Response Team to cancel the call-out.



By cancelling your false alarm, you are helping your neighbours who may have an emergency!
The EC Team thanks you. Find out more on info@ecsecurity.co.za.